


WISKUNDE

GR.2



Kom ons skop
die Wiskunde
week goed af.

Week 5: Getal en Geometrisie patrone

Maandag: Werkkaart 20, bl. 18

Dinsdag: Werkkaart 21, bl. 19

Woensdag: Werkkaart 22, bl. 20

Donderdag: Werkkaart 23, bl. 21

Vrydag: Werkkaart 24, bl. 22



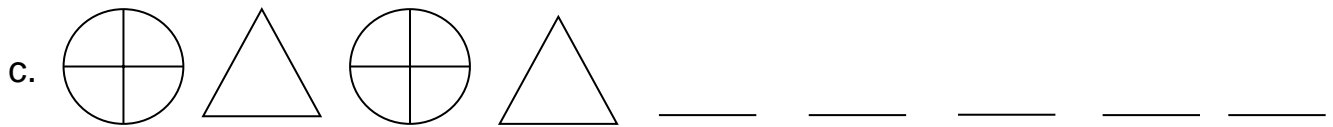
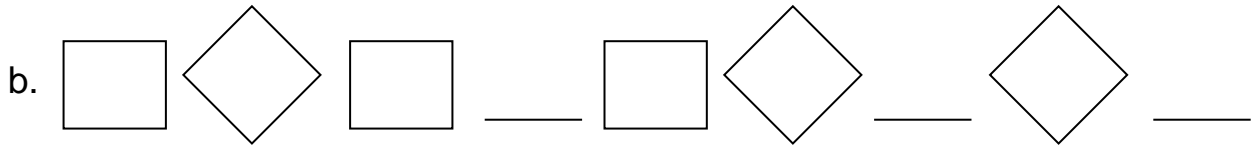
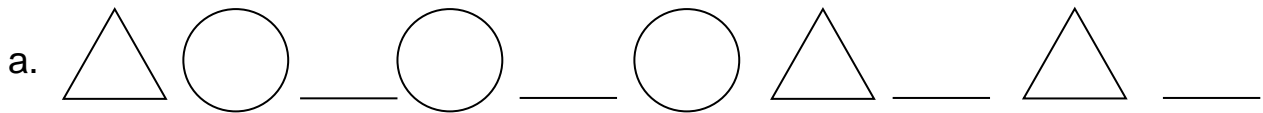
Laerskool Kruinsig

Wiskunde

Kwartaal 2 Week 5

Werkkaart 20


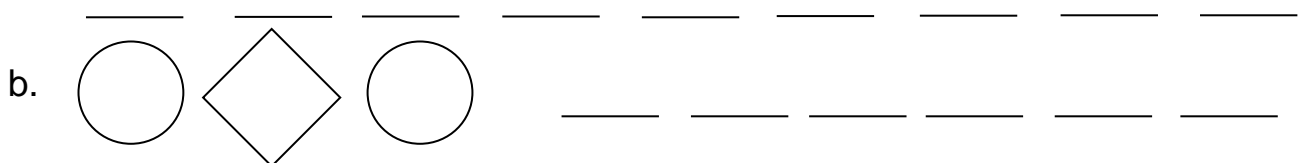
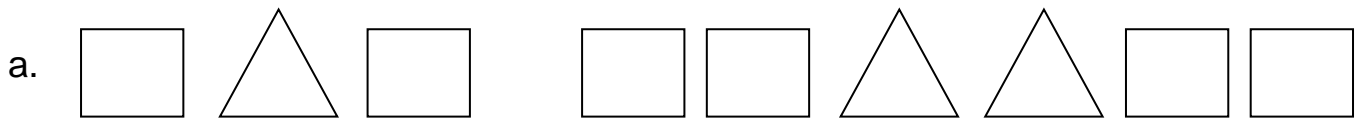
1. Voltooi die volgende patrone



2. Skep twee van jou eie patrone

a.	
b.	

3. Kyk mooi na die volgende patrone en brei dit uit



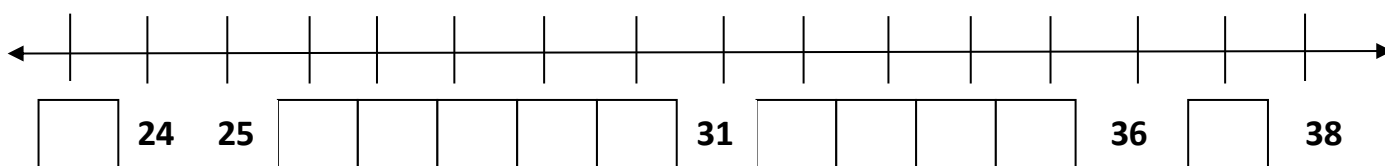
Laerskool Kruinsig

Wiskunde

Kwartaal 1 Week 5

Werkkaart 21

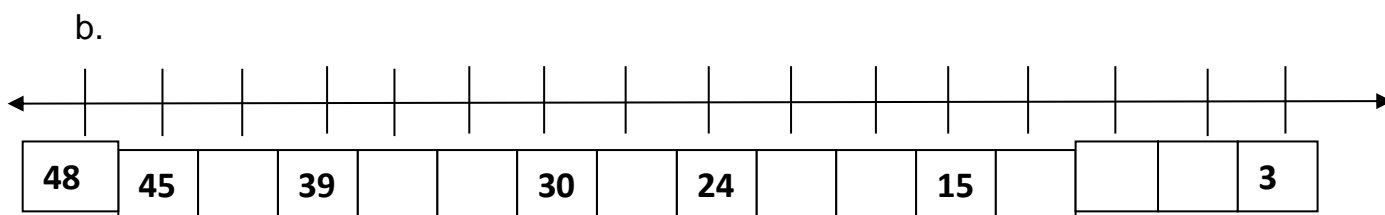

1. Voltooi die volgende getallelyn en beantwoord die vrae:



- a. Die getal net voor 27 is _____
- b. Die getal net na 30 is _____
- c. Die getal 5 meer as 31 is _____
- d. Die getal 4 minder as 35 is _____
- e. Die getal 6 meer as 28 is _____
- f. Die getal 6 meer as 32 is _____
- g. Die getal tussen 34 en 36 is _____
- h. Die getal net voor 38 is _____



2. Voltooi die getallelyne



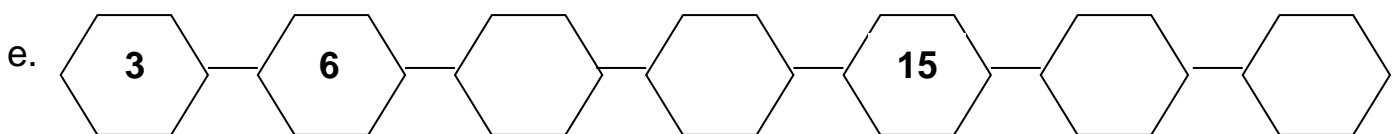
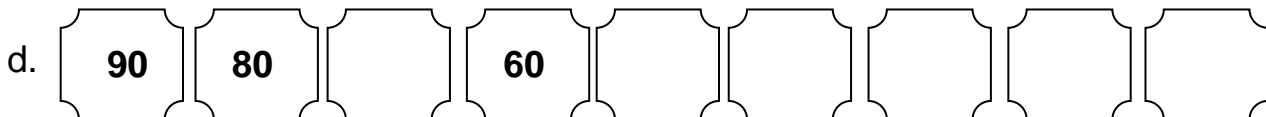
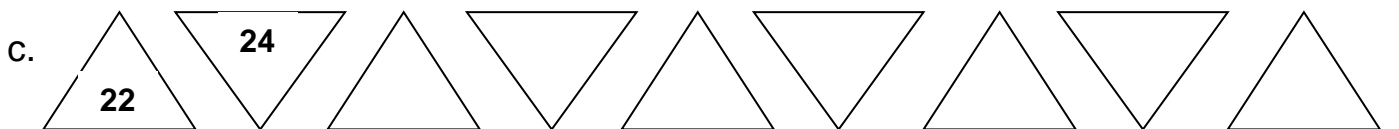
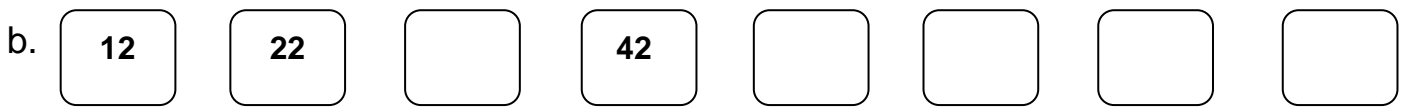
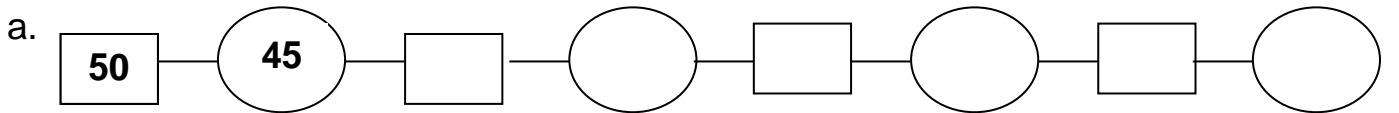
Laerskool Kruinsig

Wiskunde

Kwartaal 2 Week 5

Werkkaart 22

1. Voltooi die volgende getalpatrone:



Laerskool Kruinsig

Wiskunde

Kwartaal 2 Week 5

Werkkaart 23

1. Voltooi die volgende getalpatrone:

a. 5, _____, 15, _____, _____, 30, _____, _____, _____, 50, _____.


b. 11, 21, _____, 41, _____, _____, 71, _____, _____.

c. 40, 38, _____, _____, 32, 30, _____, _____, _____, _____, 20.

d. 30, 33, 36, _____, _____, _____, _____, _____.

e. 20, 21, _____, 23, _____, _____, _____, _____, _____, _____, _____.

f. 60, _____, 50, 45, _____, _____, _____, _____, _____.



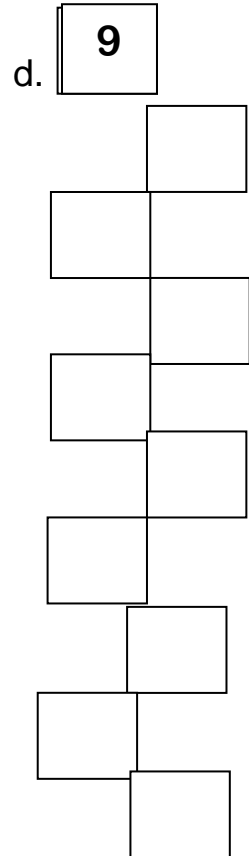

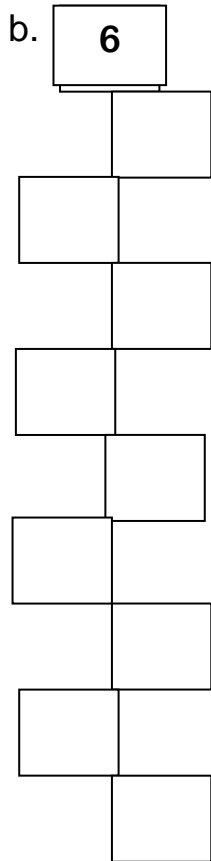

Laerskool Kruinsig

Wiskunde

Kwartaal 2 Week 5

Werkkaart 24

1. Tel elke keer 10 by



2. Skep jou eie getalpatroonwurm