


**Welkom by  
nog 'n lekker  
week van  
Wiskunde  
Gr. 2's  
8-12 Junie**



# Wiskunde werk week 4

Maandag – bl. 14-15, werkkaart 15

Dinsdag – bl. 16, werkkaart 16

Woensdag – bl. 17, werkkaart 17

Donderdag – werkkaart 14




(aangeheg)



Kyk gerus die  
video op Teams  
vir meer verduideliking.

Laerskool Kruinsig  
Wiskunde  
Kwartaal 2 Week 4  
Werkkaart 14

Vermenigvuldig die prent.

1. Hoeveel oë?	2. Hoeveel vingers?	Hoeveel tone?
		
a. 1 mens _____	a. 1 mens _____	a. 1 regtervoet _____
b. 2 mense _____	b. 2 mense _____	b. 2 regtervoete _____
c. 4 mense _____	c. 3 mense _____	c. 3 regtevoete _____
d. 6 mense _____	d. 4 mense _____	d. 4 regtervoete _____
e. 10 mense _____	e. 5 mense _____	e. 5 regtervoete _____



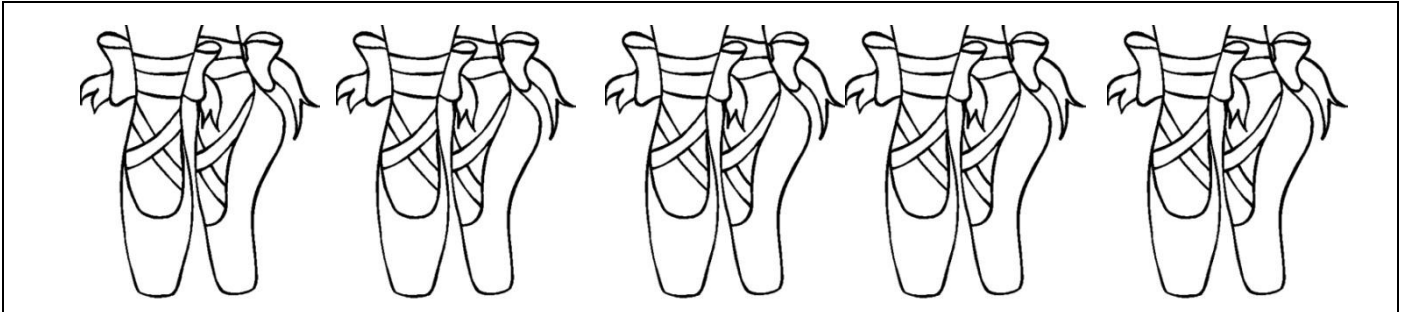
Laerskool Kruinsig

Wiskunde

Kwartaal 2 Week 4

Werkkaart 15

1. Tel in twees en skryf die getalsinne neer.



\_\_\_\_\_ + \_\_\_\_\_ + \_\_\_\_\_ + \_\_\_\_\_ + \_\_\_\_\_ = \_\_\_\_\_

\_\_\_\_\_ x \_\_\_\_\_ = \_\_\_\_\_


2. Tel in dries en skryf die getalsinne neer.



\_\_\_\_\_ + \_\_\_\_\_ + \_\_\_\_\_ + \_\_\_\_\_ + \_\_\_\_\_ + \_\_\_\_\_ = \_\_\_\_\_

\_\_\_\_\_ x \_\_\_\_\_ = \_\_\_\_\_


**3. Tel in viers en skryf die getalsinne neer.**



\_\_\_ + \_\_\_ + \_\_\_ + \_\_\_ + \_\_\_ = \_\_\_

\_\_\_ x \_\_\_ = \_\_\_

**4. Tel in vywe en skryf die getalsinne neer.**



\_\_\_ + \_\_\_ + \_\_\_ + \_\_\_ = \_\_\_

\_\_\_ x \_\_\_ = \_\_\_

**5. Skryf die antwoord neer.**

<b>a.</b>	$2 \times 2 = \underline{\quad}$	<b>g.</b>	$6 \times 2 = \underline{\quad}$
<b>b.</b>	$5 \times 2 = \underline{\quad}$	<b>h.</b>	$11 \times 2 = \underline{\quad}$
<b>c.</b>	$7 \times 2 = \underline{\quad}$	<b>i.</b>	$0 \times 2 = \underline{\quad}$
<b>d.</b>	$1 \times 2 = \underline{\quad}$	<b>j.</b>	$3 \times 2 = \underline{\quad}$
<b>e.</b>	$4 \times 2 = \underline{\quad}$	<b>k.</b>	$8 \times 2 = \underline{\quad}$
<b>f.</b>	$10 \times 2 = \underline{\quad}$	<b>l.</b>	$12 \times 2 = \underline{\quad}$


Laerskool Kruinsig

Wiskunde

Kwartaal 2 Week 4

Werkkaart 16


1. Omkring die appels in groepies van twees. Skryf die optelsom sowel as die vermenigvuldigingsom neer.



$$2 + 2 + 2 = 6$$

$$3 \text{ groepe van } 2 = 6$$


$$3 \times 2 = 6$$



$$\underline{\quad} + \underline{\quad} + \underline{\quad} + \underline{\quad} = \underline{\quad}$$

$$\underline{\quad} \text{ groepe van } 2 = \underline{\quad}$$

$$\underline{\quad} \times 2 = \underline{\quad}$$




$$\underline{\quad} + \underline{\quad} + \underline{\quad} + \underline{\quad} + \underline{\quad} + \underline{\quad} =$$

$\underline{\quad}$

$$\underline{\quad} \text{ groepe van } \underline{\quad} = \underline{\quad}$$

$$\underline{\quad} \times \underline{\quad} = \underline{\quad}$$




$$\underline{\quad} + \underline{\quad} + \underline{\quad} + \underline{\quad} + \underline{\quad} + \underline{\quad} + \underline{\quad} =$$

$\underline{\quad}$

$$\underline{\quad} \text{ groepe van } \underline{\quad} = \underline{\quad}$$


$$\underline{\quad} \times \underline{\quad} = \underline{\quad}$$

e.



$\underline{\quad} + \underline{\quad} + \underline{\quad} + \underline{\quad} + \underline{\quad} + \underline{\quad} + \underline{\quad} + \underline{\quad} + \underline{\quad} +$   
 $\underline{\quad} + \underline{\quad} = \underline{\quad}$   
 $\underline{\quad}$  groepe van  $\underline{\quad} = \underline{\quad}$   
 $\underline{\quad} \times \underline{\quad} = \underline{\quad}$

f.



$\underline{\quad} + \underline{\quad} + \underline{\quad} + \underline{\quad} + \underline{\quad} + \underline{\quad} + \underline{\quad} + \underline{\quad} + \underline{\quad} +$   
 $\underline{\quad} + \underline{\quad} + \underline{\quad} + \underline{\quad} = \underline{\quad}$   
 $\underline{\quad}$  groepe van  $\underline{\quad} = \underline{\quad}$   
 $\underline{\quad} \times \underline{\quad} = \underline{\quad}$

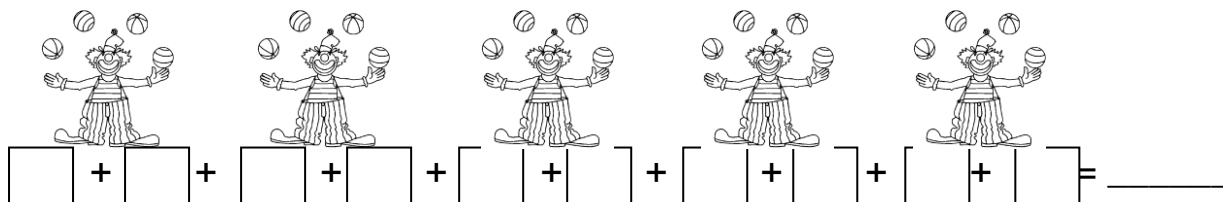
# Laerskool Kruinsig

## Wiskunde


### Kwartaal 2 Week 4

#### Werkkaart 17

### 1. Omkring groepies van twee en skryf getalsin neer.



### 2. Tel in groepe van 2. Tel die groepe en sê hoeveel bly oor.




a. Hoeveel appels? \_\_\_\_\_

b. Hoeveel groepe? \_\_\_\_\_

c. Hoeveel bly oor? \_\_\_\_\_

### 3. Tel in groepe van 2. Tel die groepe en sê hoeveel bly oor.



a. Hoeveel pere? \_\_\_\_\_

b. Hoeveel groepe? \_\_\_\_\_

c. Hoeveel bly oor? \_\_\_\_\_